

CHWIFI Replacement Guide

The CHWIFI thermostats supplied by Central Heating New Zealand from 2016 until mid 2019 allowed customers to have remote connection with the SmartStat app to allow the users to control their radiator or underfloor heating system from their Smart Phone. As of the 31st of October 2024 the app is no longer available and this means that customers with these thermostats are unable to control their heating system remotely.

The thermostat itself will still function as expected, it is only the remote connection via the app that will no longer work. For customers who did not use or no longer want to have App control of their heating then they do not need to do anything.

Customers who require App control of their heating will need to replace their thermostat with a new unit where App control is still possible. Below, the replacement thermostat recommendations are provided and can be selected based on the type of heating system the thermostat needs to manage.



— CHWIFI SmartStat App is unfortunately no longer available

Special Offer

When replacing your CHWIFI with a SmartOne thermostat we are offering a **10% discount** that can be applied by ordering these thermostats with the codes



Promo Code	Details	Product Code
PROMOCHSMART1	Receive 10% off a SmartOne thermostat when you order this code	CHSMART1

If you have any questions or need help with the upgrade of your CHWIFI thermostat please contact our helpful aftersales team on **0800 357 1233** or at aftersales@centralheating.co.nz

Radiator Heating Systems

For radiator heating systems, we recommend SmartOne thermostat below.

SmartOne

The SmartOne thermostat is an app controlled thermostat specifically developed by Central Heating New Zealand for the control of underfloor heating and cooling systems. This thermostat can also effectively manage radiator systems.



The SmartOne thermostat can be used in a manual or programmable mode and can be controlled remotely through use of the Smart365 app.

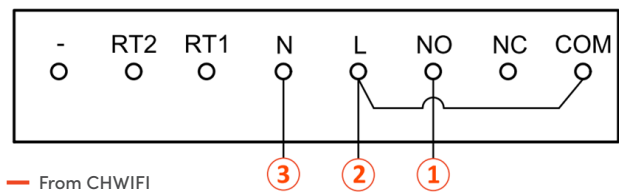
The SmartOne thermostat is a single device system and this would directly replace the current CHWIFI thermostat utilising the existing wall opening for mounting and connections.

The SmartOne thermostat has reduced connection/wiring options compared to the CHWIFI and when using this thermostat some retrofit applications will require the installer to add a relay in the wall behind the thermostat or at the system wiring centre. It is recommended to only select this option when the system also includes an underfloor heating system that will also be controlled by a SmartOne thermostat.

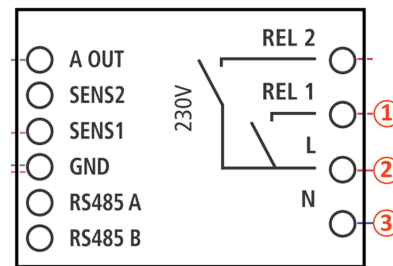
Installer Instructions

To replace a CHWIFI that controls a radiator system with a SmartOne, move the wiring connections from the CHWIFI to the Smartone as per the drawings below:

Live Out Type

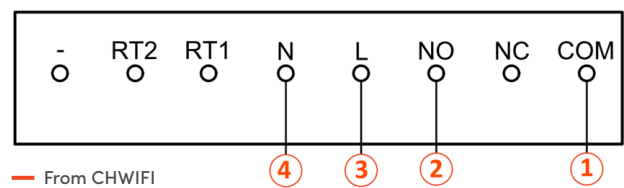


From CHWIFI

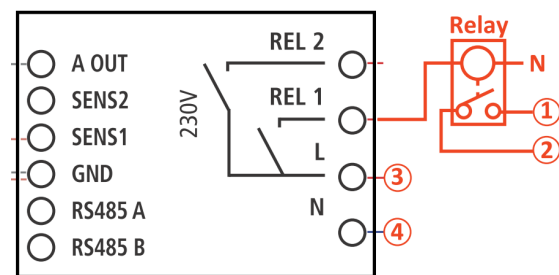


To SmartOne

Low Voltage/Dry Contact Type



From CHWIFI



To SmartOne (relay required)

Underfloor Heating Systems

For underfloor heating system the CHWIFI thermostat controls the heating system based on both the air and floor temperatures. There is only one recommended replacement option for these systems:

SmartOne

The SmartOne thermostat is an app controlled thermostat specifically developed by Central Heating New Zealand for the control of underfloor heating and cooling systems.



The SmartOne thermostat can be used in a manual or programmable mode and through the Smart 365 app the settings and operating mode changed remotely.

The SmartOne thermostat is a single device system, and this would directly replace the current CHWIFI thermostat utilising the existing wall opening for mounting and connections.

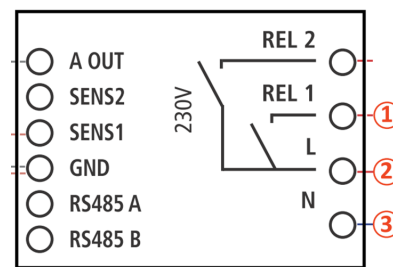
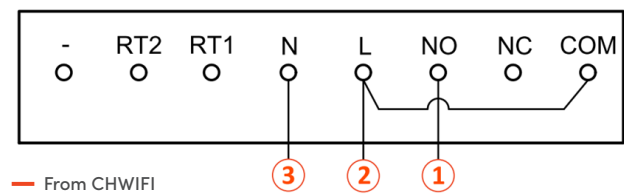
The SmartOne thermostat has reduced connection options compared to the CHWIFI and when using this thermostat some retrofit application will require the installer to add a relay in the wall behind the thermostat or at the system wiring centre.

While the SmartOne has been designed to also control floor cooling systems these systems need additional wiring to allow the management of the cooling functions, in most cases adding these additional cables is not possible or cost prohibitive and this thermostat will only be able to offer heating operation.

Installer Instructions

To replace a CHWIFI that controls an underfloor heating system with a SmartOne move the wiring connections from the CHWIFI to the SmartOne as per the drawings below:

Live Out Type



Low Voltage/Dry Contact Type

