


# Domusa Fitting KITS


## HPFIT16D

HPFIT16D Parts



## HPFIT12D

HPFIT12D Parts



The **HPFIT16D**, **HPFIT12D** fitting kit is specific to the Domusa Dual Clima 16HT and 12HT heat pump. This kit is intended to make connection of primary feed pipes as simple and compact as possible and still retain key components for isolation, filtration and filling/flushing.

The components included allow for fitment of the 1" Far Deaerator, included with the Heat Pump (HPDCC16, HPDCC12), into the flow assembly.

See list of included components that make up **HPFIT16D** and **HPFIT12D**:

**HPFIT16D**

- 1 x VB1MF
- 1 x VBALLFTVL114
- 2 x DRAINTAP15
- 2 x 1¼" SS Tee (STT32)
- 2 x 1¼" – ½" SS Reducing Bush (STREDS3215)
- 1 x 1¼" SS MF Elbow (STE32MF)
- 1 x 1 ¼" SS Hex Nipple (STREDS3225)
- 1 x 1 ¼" – 1" SS Reducing Hex Nipple (STREDS3225)

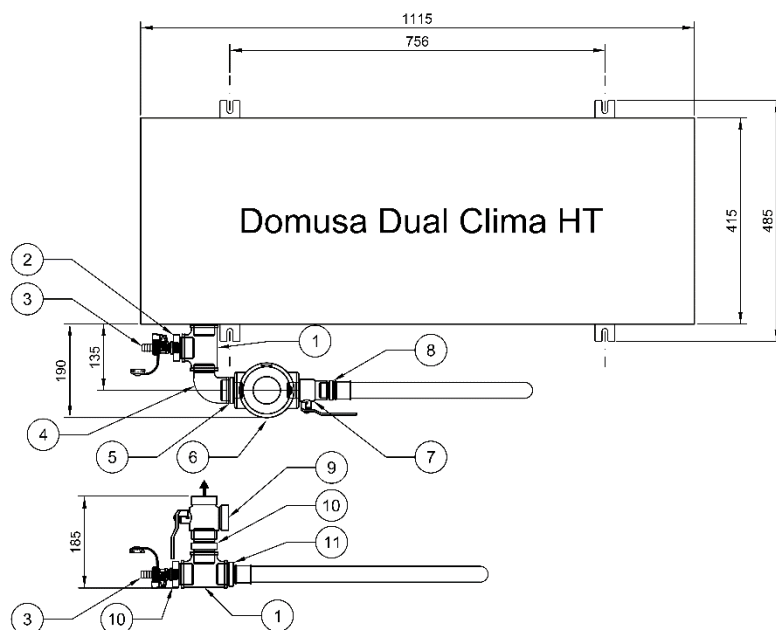
**HPFIT12D**

- 1 x VB1MF
- 1 x VBALLFTVL1
- 2 x DRAINTAP15
- 2 x 1" SS Tee (STT25)
- 2 x 1" – ½" SS Reducing Bush (STREDS2515)
- 1 x 1" SS MF Elbow (STE25MF)
- 2 x 1" SS Hex Nipple (STHEXS25)

(excluded items)

	<b>HPFIT16D</b>	<b>HPFIT12D</b>
Flow assembly	<b>MT321MT</b>	<b>MT321MT</b>
Return assembly	<b>MT32114MT</b>	<b>MT321MT</b>

Fittings List Per branch							
12kW				16kW			
Fitting Index	Flow Branch	Fitting Index	Return Branch	Fitting Index	Flow Branch	Fitting Index	Return Branch
1	1" Tee	9	1" Filter Ball Valve	1	1 ¼" Tee	9	1 ¼" Filter Ball Valve
2	1" To ½" Bush	10	1" Nipple	2	1 ¼" To ½" Bush	10	1 ¼" Nipple
3	½" Drain Fill Valve	1	1" Tee	3	½" Drain Fill Valve	1	1 ¼" Tee
4	1" MT- FT Elbow	2	1" To ½" Bush	4	1 ¼" MT- FT Elbow	2	1 ¼" To ½" Bush
5	1" Nipple	3	½" Drain Fill Valve	5	1 ¼" To 1" Nipple Reducing	3	½" Drain Fill Valve
6	1" FAR Deaerator (2251 1)	11	MT32 1" MT	6	1" FAR Deaerator (2251 1)	11	MT32 1 ¼" MT
7	1" Ball Valve (MT-FT)		MT32 Pipe As Feeds	7	1" Ball Valve (MT-FT)		MT32 Pipe As Feeds
8	MT32 1" MT			8	MT32 1" MT		
	MT32 Pipe As Feeds				MT32 Pipe As Feeds		



To achieve the dimensions stated above it is recommended that all fittings are threaded to the bottom threads where possible. CHNZ recommend using Loctite 55 thread cord, Hemp and Hawk White or other thread sealing products for these joints.

Insulation of the fitting kit is required.

### HPFIT16D



Flow connection size: 1"



Return connection size: 1 1/4"

### HPFIT12D



Flow connection size: 1"



Return connection size: 1"