



Sanremo

Technical sheet







PIPES: 14




PIPES: 17




PIPES: 22



PIPES: 25



PIPES: 28



PIPES: 35

Description	Straight	Curved
Material	Carbon steel	
Pipes - Ø	22x0,9	
Collectors - mm	40x30x1,2 - «D» shape	
Connections	3x1/2' (air bleeding valve connection, included)	
Wall fixings	3	4
Max operating pressure	10 bar	
Max operating temperature	90 °C	
Paint	Epoxy polyester powder	
Packaging	P.P. corners + carton box + external nylon shrink wrap	
Standard equipment	1 kit wall fixing brackets - 1 air bleeding valve	

Connection

Min.	Max
70	85

Suitable for

- SINGLE PIPE VALVE
- WALL/FLOOR FIXING
- DUAL FUEL USE

Wall distance

straight	
Min.	Max
90	105

curved

Width	Min.	Max.
450	97	112
500	100	115
550	100	115
600	103	118

White RAL 9016 - straight and curved

Code straight	Code curved	Height mm	Width mm	Pipe centre mm	Weight kg	Water lt	$\Delta T_{50}^{\circ C}$ Watt	$\Delta T_{30}^{\circ C}$ Watt	$\Delta T_{42,5}^{\circ C}$ Watt	$\Delta T_{60}^{\circ C}$ Watt	Heating el. watt	Exponent n
386470	-	690	450	400	4,4	2,9	301	162	247	377	300	1,22318
386471	386505	690	500	450	4,7	3,2	330	177	271	413	300	1,22217
386472	-	690	550	500	5,1	3,4	358	192	294	448	300	1,22117
386473	386507	690	600	550	5,4	3,7	386	207	317	483	300	1,22016
100981	-	803	450	400	5,3	3,5	384	206	315	481	300	1,2241
100982	-	803	500	450	5,7	3,9	420	225	345	526	500	1,22603
386474	-	1110	450	400	7,3	4,7	468	249	383	587	500	1,24198
386475	386509	1110	500	450	7,9	5,0	512	272	419	643	500	1,24306
386476	-	1110	550	500	8,5	5,3	555	294	454	697	500	1,24413
386477	386511	1110	600	550	9,1	5,6	599	318	490	752	700	1,2452
100977	-	1230	450	400	8,3	5,3	522	276	427	656	500	1,24794
100978	-	1230	500	450	9,0	5,6	571	302	467	717	500	1,24861
386478	-	1420	450	400	9,2	5,9	611	323	499	768	700	1,24955
386479	386513	1420	500	450	10,0	6,3	669	354	547	841	700	1,24908
386480	-	1420	550	500	10,7	6,8	727	385	594	913	700	1,2486
386481	386515	1420	600	550	11,4	7,2	784	415	641	985	700	1,24813
386482	-	1703	450	400	11,5	7,4	733	387	599	921	700	1,25177
386483	386517	1703	500	450	12,4	7,9	802	424	655	1008	700	1,24973
386484	-	1703	550	500	13,4	8,4	871	461	712	1094	1000	1,24768
386485	386519	1703	600	550	14,3	8,9	940	498	768	1180	1000	1,24563
386486	-	1703	750	700	17,1	10,5	1147	609	938	1438	1000	1,23949

Chrome - straight and curved

Code straight	Code curved	Height mm	Width mm	Pipe centre mm	Weight kg	Water lt	$\Delta T_{50}^{\circ C}$ Watt	$\Delta T_{30}^{\circ C}$ Watt	$\Delta T_{42,5}^{\circ C}$ Watt	$\Delta T_{60}^{\circ C}$ Watt	Heating el. watt	Exponent n
386487	-	690	450	400	4,7	2,9	195	104	160	245	200	1,23432
386488	386521	690	500	450	5	3,2	214	114	176	269	200	1,2367
386489	-	690	550	500	5,2	3,4	233	124	191	293	200	1,23907
386490	386523	690	600	550	5,5	3,7	251	134	206	315	300	1,24145
100973	-	803	450	400	5,7	3,5	266	142	218	334	300	1,23249
100974	-	803	500	450	6	3,8	291	156	239	365	300	1,23286
386491	-	1110	450	400	7,2	4,6	321	170	262	404	300	1,25474
386492	386525	1110	500	450	7,8	5	353	186	288	444	300	1,25644
386493	-	1110	550	500	8,3	5,3	384	202	313	484	300	1,25814
386494	386527	1110	600	550	9	5,6	416	219	339	524	500	1,25983
100969	-	1230	450	400	8,2	5,3	356	187	290	449	300	1,2631
100970	-	1230	500	450	8,8	5,6	392	206	320	494	300	1,26512
386495	-	1420	450	400	9	5,9	415	217	338	524	500	1,27444
386496	386529	1420	500	450	9,8	6,3	457	239	372	577	500	1,27543
386497	-	1420	550	500	10,5	6,7	499	260	406	630	500	1,27642
386498	386531	1420	600	550	11,2	7,2	541	282	440	683	500	1,2774
386499	-	1703	450	400	11,3	7,4	494	256	401	625	500	1,28986
386500	386533	1703	500	450	12,2	7,9	544	282	442	689	500	1,28946
386501	-	1703	550	500	13,1	8,4	594	308	482	752	700	1,28905
386502	386535	1703	600	550	14	8,9	644	334	523	815	700	1,28865

Anthracite VOV12 - straight

Code	Height mm	Width mm	Pipe centre mm	Weight kg	Water lt	$\Delta T_{50}^{\circ C}$ Watt	$\Delta T_{30}^{\circ C}$ Watt	$\Delta T_{42,5}^{\circ C}$ Watt	$\Delta T_{60}^{\circ C}$ Watt	Heating el. watt	Exponent n
384402	690	500	450	4,7	3,2	330	177	271	413	300	1,22217
388661	690	600	550	5,4	3,7	386	207	317	483	300	1,22016
384403	1110	500	450	7,9	5	512	272	419	643	500	1,24306
384404	1110	600	550	9,1	5,6	599	318	490	752	700	1,2452
384408	1420	500	450	10	6,3	669	354	547	841	700	1,24908
388664	1420	600	550	11,4	7,2	784	415	641	985	700	1,24813
388770	1703	500	450	12,4	7,9	802	424	655	1008	700	1,24973
384405	1703	600	550	14,3	8,9	940	498	768	1180	1000	1,24563

The radiators can be supplied in RAL colours or special VOV Lazzarini colours.

Due to technical limitations, printed colours may slightly differ from the real ones. Concerning RAL references we suggest to refer to an official RAL palette and Lazzarini colour chart.



VOV08
Tabak




VOV09
Mineral white




VOV12
Anthracite



VOV13
Amethyst



VOV15
Quartz



VOV16
Azurite

Our radiators are tested in qualified laboratories according to EN-442 regulations which determine the output value by fixing the ΔT at 50 °C. ΔT is the difference between the average temperature of the water inside the radiator and the room temperature. The formula is: $\phi_x = \phi_{\Delta T_{50}} * (\Delta T_x / 50)^n$.

Ex.: $((T_1 + T_2) / 2) - T_3 = 50$ °C. For output values with a different ΔT use the following formula: $\phi_x = \phi_{\Delta T_{50}} * (\Delta T_x / 50)^n$.

See calculation example of the output at ΔT 60 °C of article 386407: $301 * (60 / 50)^{1,22318} = 377$.

Output values in kcal/h = watt x 0,85984.

Output values in btu = watt x 3,412.

KEY

T_1 = supply temperature - T_2 = return temperature - T_3 = room temperature.

ϕ_x = output to be calculated - $\phi_{\Delta T_{50}}$ = output at ΔT 50 °C (table) - ΔT_x = ΔT value to be calculated - n = exponent "n" (table).