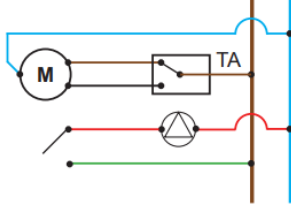



## FAR V3PZV1 3 port valve Instructions

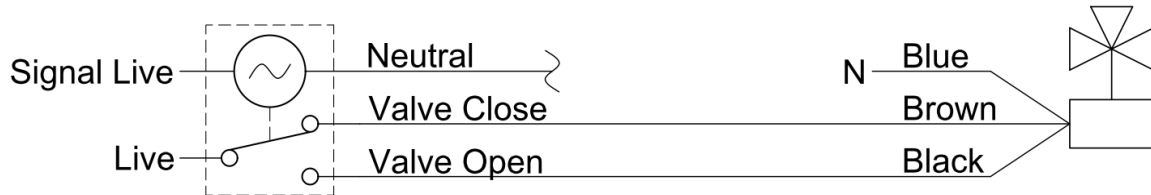
Alternative to our FAR HPKVK2 or HPKVK3 3-port valves, the actuator on our new FAR V3PZV1 is not spring return and instead requires phase to open & phase to close as shown on the diagram below, it also does not include an internal terminal board.



COLOUR	CONNECTION
GREEN	Microswitch common contact
RED	N.O. of the microswitch
BLACK	Opening phase
BROWN	Closing phase
BLUE	Neutral


### Wiring

For the successful installation of this valve, an additional normally open + normally closed relay will be required (provided by others) and connected as shown below.




### Installing Valve

Before fitting the actuator, make sure the markings on the valve body shaft correspond with the position as shown.



Or 90° Rotation



### Installing The Actuator

Ensure the actuator is in the "Open" position and the actuator valve driver key is in the straight position as shown in the image to the right.

