Cold Water Storage Tanks
VKS series
(internal baffles)



Cold Water Storage Tanks
VKS series (internal baffles)

The VKS series includes insulated tanks for chilled water, which are usually used to increase thermal inertia in Layout 2 cooling devices. They are equipped with internal baffles which prevent preferential flow in the tank by creating perfect conditions for temperature distribution. They are especially used with medium and high flows and with special versions in which the tank is to be connected with more than two circuits.

Material: carbon steel

External covering

Model	Type	Usage
VKS	coloured PVC	indoor

Insulation

Capacity (l)	Type	Thick. (mm)
from 100 to 1000	High density rigid polyurethane foam	30
from 1500	Closed cell polyethylene foam	20

Operational limits

Min temperature	Max temperature	Max pressure
-10 °C	60 °C	6 bar

TESTED

Standard Accessories: see pag. 128

Special versions: see pag. 129

Capacity l	VKS Code	VKS Price	With vertical packaging Dimensions cm	With vertical packaging Weight kg
100	816010166		49x49x107	29
200	816010167		54x54x145,5	41
300	816010168		64x64x154,5	55
500	816010169		74x74x183,5	91
800	816010170		88x88x186	122
1000	816010171		94x94x214,6	149
1500	816010172		107x107x228	208
2000	816010173		117x117x260	282
2500	816010174		132x132x239,5	307
3000	816010175		132x132x289,5	356
4000	816010176		147x147x296,5	519
5000	816010177		167x167x300,5	621

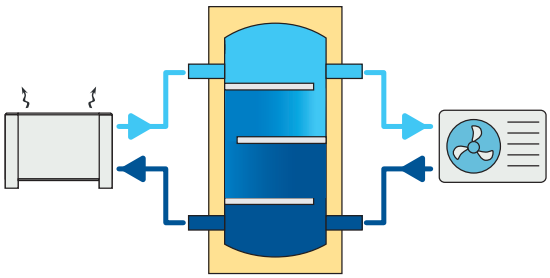

Cold Water Storage Tanks: Dimensions VKS series

100 < cap. < 1.000

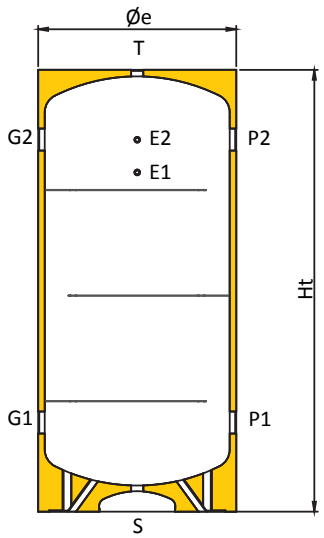

1.500 < cap. < 5.000

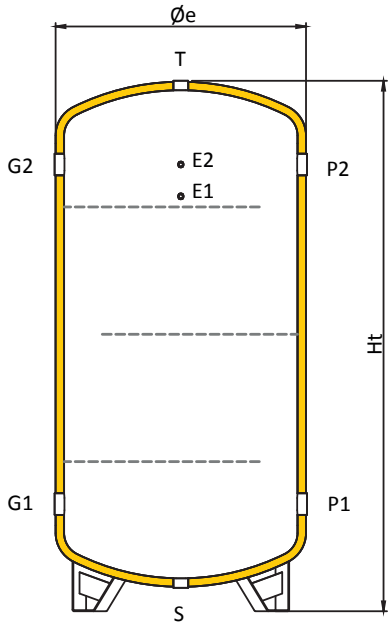

Legend

E1 - E2	Probe/Thermostat
G1	Return from heating
G2	Auxiliary-free
P1	Auxiliary-free
P2	Return from energy source
S	Drain
T	Vent

Couplings chart

Capacity l	E1 - E2 inch	G1 -G2 inch	P1 - P2 inch	S -T inch
100	1/2"	1"1/2	1"1/2	1"1/4
200	1/2"	1"1/2	1"1/2	1"1/4
300	1/2"	2"	2"	1"1/4
500	1/2"	3"	3"	1"1/4
800	1/2"	3"	3"	1"1/2
1000	1/2"	3"	3"	1"1/2
1500	1/2"	3"	3"	2"
2000	1/2"	3"	3"	2"
2500	1/2"	4"	4"	2"
3000	1/2"	4"	4"	2"
4000	1/2"	4"	4"	2"
5000	1/2"	4"	4"	2"

Height chart

Capacity l	Øe mm	Ht mm	R* mm	E1 mm	E2 mm	G1 mm	G2 mm	P1 mm	P2 mm	S mm	T mm
100	460	950	1055	610	760	290	760	290	760	125	950
200	510	1335	1430	990	1140	290	1140	290	1140	120	1335
300	610	1425	1550	1015	1165	365	1165	365	1165	130	1425
500	710	1715	1855	1285	1435	385	1435	385	1435	135	1715
800	850	1740	1940	1295	1445	395	1445	395	1445	125	1740
1000	910	2026	2220	1560	1710	410	1710	410	1710	120	2026
1500	1040	2160	2398	1650	1800	500	1800	500	1800	165	2160
2000	1140	2480	2730	1955	2105	505	2105	505	2105	155	2480
2500	1290	2275	2616	1715	1865	565	1865	565	1865	180	2275
3000	1290	2775	3061	2215	2365	565	2365	565	2365	180	2775
4000	1440	2845	3189	2240	2390	590	2390	590	2390	160	2845
5000	1640	2885	3319	2250	2400	600	2400	600	2400	140	2885

R*: Reversal quota

Download additional content

go.fiorinigroup.it/eng/content

fiorini

Fiorini Industries S.r.l.
Ph. +39 0543 723197 – Fax +39 0543 720413
Via Zampeschi 119 – 47122 Forlì (FC) – Italy
www.fiorinigroup.it